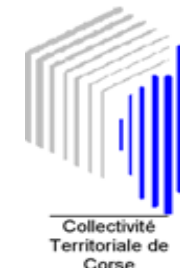




# AEROPORT INTERNATIONAL DE CALVI-SAINTE CATHERINE



## TRAFIC PASSAGERS AVEC TRANSITS

novembre 2009

|               | TRAFIC REGULIER |              |                | TRAFIC NON REGULIER |            |                 | TOTAL TRAFIC COMMERCIAL |              |                |
|---------------|-----------------|--------------|----------------|---------------------|------------|-----------------|-------------------------|--------------|----------------|
|               | 2009            | 2008         | Variation      | 2009                | 2008       | Variation       | 2009                    | 2008         | Variation      |
| National      | 8 832           | 7 649        | 15,47 %        | 9                   | 151        | -94,04 %        | 8 841                   | 7 800        | 13,35 %        |
| International | 0               | 0            |                | 0                   | 0          |                 | 0                       | 0            |                |
| Européen      | 0               | 0            |                | 13                  | 11         | 18,18 %         | 13                      | 11           | 18,18 %        |
| <b>Total</b>  | <b>8 832</b>    | <b>7 649</b> | <b>15,47 %</b> | <b>22</b>           | <b>162</b> | <b>-86,42 %</b> | <b>8 854</b>            | <b>7 811</b> | <b>13,35 %</b> |

Cumul

|               | 2009           | 2008           | Variation     | 2009          | 2008          | Variation      | 2009           | 2008           | Variation     |
|---------------|----------------|----------------|---------------|---------------|---------------|----------------|----------------|----------------|---------------|
| National      | 215 258        | 212 247        | 1,42 %        | 11 939        | 15 881        | -24,82 %       | 227 197        | 228 128        | -0,41 %       |
| International | 0              | 0              |               | 41            | 23            | 78,26 %        | 41             | 23             | 78,26 %       |
| Européen      | 21 519         | 11 594         | 85,60 %       | 29 599        | 28 063        | 5,47 %         | 51 118         | 39 657         | 28,90 %       |
| <b>Total</b>  | <b>236 777</b> | <b>223 841</b> | <b>5,78 %</b> | <b>41 579</b> | <b>43 967</b> | <b>-5,43 %</b> | <b>278 356</b> | <b>267 808</b> | <b>3,94 %</b> |

### Principales Villes Desservies (Trafic Régulier)

novembre 2009

|            | 2009  | 2008  | Variation % |
|------------|-------|-------|-------------|
| Paris Orly | 4 368 | 3 780 | 15,56 %     |
| Marseille  | 2 929 | 2 612 | 12,14 %     |
| Nice       | 1 388 | 1 257 | 10,42 %     |

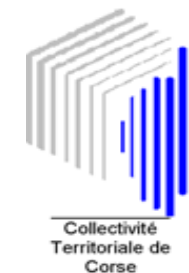
### Principales Villes Desservies

Cumul

|            | 2009    | 2008    | Variation |
|------------|---------|---------|-----------|
| Paris Orly | 126 201 | 128 454 | -1,75 %   |
| Marseille  | 50 761  | 53 348  | -4,85 %   |
| Nice       | 28 456  | 30 305  | -6,10 %   |



# AÉROPORT INTERNATIONAL DE CALVI-SAINTE CATHERINE




## Etat comparatif du trafic commercial passagers avec transits

Du 01/01/2008 au 30/11/2008 et du 01/01/2009 au 30/11/2009

|                |   | NAT            |                |              | INTER     |           |               | EURO          |               |               | TRAFFIC COMMERCIAL |      |                | TOTAL GENERAL  |               |                |                |              |
|----------------|---|----------------|----------------|--------------|-----------|-----------|---------------|---------------|---------------|---------------|--------------------|------|----------------|----------------|---------------|----------------|----------------|--------------|
|                |   | 2009           | 2008           | %            | 2009      | 2008      | %             | 2009          | 2008          | %             | 2009               | 2008 | %              | 2009           | 2008          | %              |                |              |
| Janvier        | A | 2 857          | 3 023          | -5,49        |           |           |               |               |               |               |                    |      | 2 857          | 3 023          | -5,49         | 2 983          | 3 233          | -7,73        |
|                | D | 3 961          | 3 920          | 1,05         |           |           |               |               |               |               |                    |      | 3 961          | 3 920          | 1,05          | 4 234          | 4 548          | -6,90        |
| <b>TOTAL</b>   |   | <b>6 818</b>   | <b>6 943</b>   | <b>-1,80</b> |           |           |               |               |               |               |                    |      | <b>6 818</b>   | <b>6 943</b>   | <b>-1,80</b>  | <b>7 217</b>   | <b>7 781</b>   | <b>-7,25</b> |
| Février        | A | 3 428          | 3 781          | -9,34        |           |           |               | 3             |               |               |                    |      | 3 431          | 3 781          | -9,26         | 3 664          | 4 009          | -8,61        |
|                | D | 3 216          | 3 392          | -5,19        |           |           |               | 8             |               |               |                    |      | 3 224          | 3 392          | -4,95         | 4 042          | 4 363          | -7,36        |
| <b>TOTAL</b>   |   | <b>6 644</b>   | <b>7 173</b>   | <b>-7,37</b> |           |           |               | <b>11</b>     |               |               |                    |      | <b>6 655</b>   | <b>7 173</b>   | <b>-7,22</b>  | <b>7 706</b>   | <b>8 372</b>   | <b>-7,96</b> |
| Mars           | A | 3 900          | 3 687          | 5,78         |           |           |               | 4             | 392           | -98,98        |                    |      | 3 904          | 4 079          | -4,29         | 4 066          | 4 184          | -2,82        |
|                | D | 3 594          | 3 947          | -8,94        |           |           |               | 4             | 325           | -98,77        |                    |      | 3 598          | 4 272          | -15,78        | 4 142          | 4 480          | -7,54        |
| <b>TOTAL</b>   |   | <b>7 494</b>   | <b>7 634</b>   | <b>-1,83</b> |           |           |               | <b>8</b>      | <b>717</b>    | <b>-98,88</b> |                    |      | <b>7 502</b>   | <b>8 351</b>   | <b>-10,17</b> | <b>8 208</b>   | <b>8 664</b>   | <b>-5,26</b> |
| Avril          | A | 9 327          | 10 990         | -15,13       |           |           |               | 1 514         | 1 129         | 34,10         |                    |      | 10 841         | 12 119         | -10,55        | 11 116         | 12 392         | -10,30       |
|                | D | 7 848          | 7 819          | 0,37         |           |           |               | 1 105         | 836           | 32,18         |                    |      | 8 953          | 8 655          | 3,44          | 9 750          | 9 218          | 5,77         |
| <b>TOTAL</b>   |   | <b>17 175</b>  | <b>18 809</b>  | <b>-8,69</b> |           |           |               | <b>2 619</b>  | <b>1 965</b>  | <b>33,28</b>  |                    |      | <b>19 794</b>  | <b>20 774</b>  | <b>-4,72</b>  | <b>20 866</b>  | <b>21 610</b>  | <b>-3,44</b> |
| Mai            | A | 11 445         | 11 631         | -1,60        |           |           |               | 3 788         | 2 967         | 27,67         |                    |      | 15 233         | 14 598         | 4,35          | 16 156         | 15 204         | 6,26         |
|                | D | 10 842         | 12 388         | -12,48       |           |           |               | 2 862         | 2 444         | 17,10         |                    |      | 13 704         | 14 832         | -7,61         | 15 615         | 15 574         | 0,26         |
| <b>TOTAL</b>   |   | <b>22 287</b>  | <b>24 019</b>  | <b>-7,21</b> |           |           |               | <b>6 650</b>  | <b>5 411</b>  | <b>22,90</b>  |                    |      | <b>28 937</b>  | <b>29 430</b>  | <b>-1,68</b>  | <b>31 771</b>  | <b>30 778</b>  | <b>3,23</b>  |
| Juin           | A | 14 297         | 13 388         | 6,79         |           | 1         |               | 4 391         | 3 859         | 13,79         |                    |      | 18 688         | 17 248         | 8,35          | 19 355         | 17 844         | 8,47         |
|                | D | 12 040         | 11 813         | 1,92         | 5         | 3         | -100,00       | 4 262         | 3 682         | 15,75         |                    |      | 16 307         | 15 498         | 5,22          | 17 550         | 16 662         | 5,33         |
| <b>TOTAL</b>   |   | <b>26 337</b>  | <b>25 201</b>  | <b>4,51</b>  | <b>5</b>  | <b>4</b>  | <b>25,00</b>  | <b>8 653</b>  | <b>7 541</b>  | <b>14,75</b>  |                    |      | <b>34 995</b>  | <b>32 746</b>  | <b>6,87</b>   | <b>36 905</b>  | <b>34 506</b>  | <b>6,95</b>  |
| Juillet        | A | 23 211         | 23 083         | 0,55         | 11        | 8         | 37,50         | 5 126         | 3 873         | 32,35         |                    |      | 28 348         | 26 964         | 5,13          | 29 129         | 27 714         | 5,11         |
|                | D | 18 334         | 18 102         | 1,28         |           | 1         | -100,00       | 4 411         | 3 577         | 23,32         |                    |      | 22 745         | 21 680         | 4,91          | 24 197         | 22 698         | 6,60         |
| <b>TOTAL</b>   |   | <b>41 545</b>  | <b>41 185</b>  | <b>0,87</b>  | <b>11</b> | <b>9</b>  | <b>22,22</b>  | <b>9 537</b>  | <b>7 450</b>  | <b>28,01</b>  |                    |      | <b>51 093</b>  | <b>48 644</b>  | <b>5,03</b>   | <b>53 326</b>  | <b>50 412</b>  | <b>5,78</b>  |
| Août           | A | 23 390         | 23 295         | 0,41         | 7         | 10        | -30,00        | 5 553         | 4 352         | 27,60         |                    |      | 28 950         | 27 657         | 4,68          | 29 687         | 28 505         | 4,15         |
|                | D | 28 413         | 27 862         | 1,98         | 13        |           |               | 5 489         | 4 392         | 24,98         |                    |      | 33 915         | 32 254         | 5,15          | 35 322         | 33 694         | 4,83         |
| <b>TOTAL</b>   |   | <b>51 803</b>  | <b>51 157</b>  | <b>1,26</b>  | <b>20</b> | <b>10</b> | <b>100,00</b> | <b>11 042</b> | <b>8 744</b>  | <b>26,28</b>  |                    |      | <b>62 865</b>  | <b>59 911</b>  | <b>4,93</b>   | <b>65 009</b>  | <b>62 199</b>  | <b>4,52</b>  |
| Septembre      | A | 10 133         | 10 839         | -6,51        |           |           |               | 4 167         | 2 660         | 56,65         |                    |      | 14 300         | 13 499         | 5,93          | 14 744         | 13 862         | 6,36         |
|                | D | 12 607         | 13 216         | -4,61        |           |           |               | 4 837         | 2 993         | 61,61         |                    |      | 17 444         | 16 209         | 7,62          | 18 016         | 16 750         | 7,56         |
| <b>TOTAL</b>   |   | <b>22 740</b>  | <b>24 055</b>  | <b>-5,47</b> |           |           |               | <b>9 004</b>  | <b>5 653</b>  | <b>59,28</b>  |                    |      | <b>31 744</b>  | <b>29 708</b>  | <b>6,85</b>   | <b>32 760</b>  | <b>30 612</b>  | <b>7,02</b>  |
| Octobre        | A | 7 311          | 6 738          | 8,50         | 2         |           |               | 1 388         | 890           | 55,96         |                    |      | 8 701          | 7 628          | 14,07         | 9 174          | 7 920          | 15,83        |
|                | D | 8 202          | 7 414          | 10,63        | 3         |           |               | 2 193         | 1 275         | 72,00         |                    |      | 10 398         | 8 689          | 19,67         | 11 603         | 9 068          | 27,96        |
| <b>TOTAL</b>   |   | <b>15 513</b>  | <b>14 152</b>  | <b>9,62</b>  | <b>5</b>  |           |               | <b>3 581</b>  | <b>2 165</b>  | <b>65,40</b>  |                    |      | <b>19 099</b>  | <b>16 317</b>  | <b>17,05</b>  | <b>20 777</b>  | <b>16 988</b>  | <b>22,30</b> |
| Novembre       | A | 3 795          | 3 066          | 23,78        |           |           |               | 9             |               |               |                    |      | 3 804          | 3 066          | 24,07         | 3 861          | 3 162          | 22,11        |
|                | D | 5 046          | 4 734          | 6,59         |           |           |               | 4             | 11            | -63,64        |                    |      | 5 050          | 4 745          | 6,43          | 5 107          | 4 872          | 4,82         |
| <b>TOTAL</b>   |   | <b>8 841</b>   | <b>7 800</b>   | <b>13,35</b> |           |           |               | <b>13</b>     | <b>11</b>     | <b>18,18</b>  |                    |      | <b>8 854</b>   | <b>7 811</b>   | <b>13,35</b>  | <b>8 968</b>   | <b>8 034</b>   | <b>11,63</b> |
| <b>ARRIVÉE</b> |   | <b>113 094</b> | <b>113 521</b> | <b>-0,38</b> | <b>20</b> | <b>19</b> | <b>5,26</b>   | <b>25 943</b> | <b>20 122</b> | <b>28,93</b>  |                    |      | <b>139 057</b> | <b>133 662</b> | <b>4,04</b>   | <b>143 935</b> | <b>138 029</b> | <b>4,28</b>  |
| <b>DÉPART</b>  |   | <b>114 103</b> | <b>114 607</b> | <b>-0,44</b> | <b>21</b> | <b>4</b>  | <b>425,00</b> | <b>25 175</b> | <b>19 535</b> | <b>28,87</b>  |                    |      | <b>139 299</b> | <b>134 146</b> | <b>3,84</b>   | <b>149 578</b> | <b>141 927</b> | <b>5,39</b>  |
| <b>TOTAL</b>   |   | <b>227 197</b> | <b>228 128</b> | <b>-0,41</b> | <b>41</b> | <b>23</b> | <b>78,26</b>  | <b>51 118</b> | <b>39 657</b> | <b>28,90</b>  |                    |      | <b>278 356</b> | <b>267 808</b> | <b>3,94</b>   | <b>293 513</b> | <b>279 956</b> | <b>4,84</b>  |



# AEROPORT INTERNATIONAL DE CALVI-SAINTE CATHERINE



## Etat comparatif du trafic commercial passagers avec transits

Du 01/01/2008 au 30/11/2008 et du 01/01/2009 au 30/11/2009

|                |   | NAT            |                |               | INTER     |           |            | EURO          |               |               | TRAFFIC COMMERCIAL |                |               | TOTAL GENERAL  |                |               |
|----------------|---|----------------|----------------|---------------|-----------|-----------|------------|---------------|---------------|---------------|--------------------|----------------|---------------|----------------|----------------|---------------|
|                |   | 2009           | 2008           | Différence    | 2009      | 2008      | Différence | 2009          | 2008          | Différence    | 2009               | 2008           | Différence    | 2009           | 2008           | Différence    |
| Janvier        | A | 2 857          | 3 023          | -166          |           |           |            |               |               |               |                    |                |               |                |                |               |
|                | D | 3 961          | 3 920          | 41            |           |           |            |               |               |               |                    |                |               |                |                |               |
| <b>TOTAL</b>   |   | <b>6 818</b>   | <b>6 943</b>   | <b>-125</b>   |           |           |            |               |               |               |                    |                |               |                |                |               |
| Février        | A | 3 428          | 3 781          | -353          |           |           |            | 3             |               | 3             | 3 431              | 3 781          | -350          | 3 664          | 4 009          | -345          |
|                | D | 3 216          | 3 392          | -176          |           |           |            | 8             |               | 8             | 3 224              | 3 392          | -168          | 4 042          | 4 363          | -321          |
| <b>TOTAL</b>   |   | <b>6 644</b>   | <b>7 173</b>   | <b>-529</b>   |           |           |            | <b>11</b>     |               | <b>11</b>     | <b>6 655</b>       | <b>7 173</b>   | <b>-518</b>   | <b>7 706</b>   | <b>8 372</b>   | <b>-666</b>   |
| Mars           | A | 3 900          | 3 687          | 213           |           |           |            | 4             | 392           | -388          | 3 904              | 4 079          | -175          | 4 066          | 4 184          | -118          |
|                | D | 3 594          | 3 947          | -353          |           |           |            | 4             | 325           | -321          | 3 598              | 4 272          | -674          | 4 142          | 4 480          | -338          |
| <b>TOTAL</b>   |   | <b>7 494</b>   | <b>7 634</b>   | <b>-140</b>   |           |           |            | <b>8</b>      | <b>717</b>    | <b>-709</b>   | <b>7 502</b>       | <b>8 351</b>   | <b>-849</b>   | <b>8 208</b>   | <b>8 664</b>   | <b>-456</b>   |
| Avril          | A | 9 327          | 10 990         | -1 663        |           |           |            | 1 514         | 1 129         | 385           | 10 841             | 12 119         | -1 278        | 11 116         | 12 392         | -1 276        |
|                | D | 7 848          | 7 819          | 29            |           |           |            | 1 105         | 836           | 269           | 8 953              | 8 655          | 298           | 9 750          | 9 218          | 532           |
| <b>TOTAL</b>   |   | <b>17 175</b>  | <b>18 809</b>  | <b>-1 634</b> |           |           |            | <b>2 619</b>  | <b>1 965</b>  | <b>654</b>    | <b>19 794</b>      | <b>20 774</b>  | <b>-980</b>   | <b>20 866</b>  | <b>21 610</b>  | <b>-744</b>   |
| Mai            | A | 11 445         | 11 631         | -186          |           |           |            | 3 788         | 2 967         | 821           | 15 233             | 14 598         | 635           | 16 156         | 15 204         | 952           |
|                | D | 10 842         | 12 388         | -1 546        |           |           |            | 2 862         | 2 444         | 418           | 13 704             | 14 832         | -1 128        | 15 615         | 15 574         | 41            |
| <b>TOTAL</b>   |   | <b>22 287</b>  | <b>24 019</b>  | <b>-1 732</b> |           |           |            | <b>6 650</b>  | <b>5 411</b>  | <b>1 239</b>  | <b>28 937</b>      | <b>29 430</b>  | <b>-493</b>   | <b>31 771</b>  | <b>30 778</b>  | <b>993</b>    |
| Juin           | A | 14 297         | 13 388         | 909           |           | 1         | -1         | 4 391         | 3 859         | 532           | 18 688             | 17 248         | 1 440         | 19 355         | 17 844         | 1 511         |
|                | D | 12 040         | 11 813         | 227           | 5         | 3         | 2          | 4 262         | 3 682         | 580           | 16 307             | 15 498         | 809           | 17 550         | 16 662         | 888           |
| <b>TOTAL</b>   |   | <b>26 337</b>  | <b>25 201</b>  | <b>1 136</b>  | <b>5</b>  | <b>4</b>  | <b>1</b>   | <b>8 653</b>  | <b>7 541</b>  | <b>1 112</b>  | <b>34 995</b>      | <b>32 746</b>  | <b>2 249</b>  | <b>36 905</b>  | <b>34 506</b>  | <b>2 399</b>  |
| Juillet        | A | 23 211         | 23 083         | 128           | 11        | 8         | 3          | 5 126         | 3 873         | 1 253         | 28 348             | 26 964         | 1 384         | 29 129         | 27 714         | 1 415         |
|                | D | 18 334         | 18 102         | 232           |           | 1         | -1         | 4 411         | 3 577         | 834           | 22 745             | 21 680         | 1 065         | 24 197         | 22 698         | 1 499         |
| <b>TOTAL</b>   |   | <b>41 545</b>  | <b>41 185</b>  | <b>360</b>    | <b>11</b> | <b>9</b>  | <b>2</b>   | <b>9 537</b>  | <b>7 450</b>  | <b>2 087</b>  | <b>51 093</b>      | <b>48 644</b>  | <b>2 449</b>  | <b>53 326</b>  | <b>50 412</b>  | <b>2 914</b>  |
| Août           | A | 23 390         | 23 295         | 95            | 7         | 10        | -3         | 5 553         | 4 352         | 1 201         | 28 950             | 27 657         | 1 293         | 29 687         | 28 505         | 1 182         |
|                | D | 28 413         | 27 862         | 551           | 13        |           | 13         | 5 489         | 4 392         | 1 097         | 33 915             | 32 254         | 1 661         | 35 322         | 33 694         | 1 628         |
| <b>TOTAL</b>   |   | <b>51 803</b>  | <b>51 157</b>  | <b>646</b>    | <b>20</b> | <b>10</b> | <b>10</b>  | <b>11 042</b> | <b>8 744</b>  | <b>2 298</b>  | <b>62 865</b>      | <b>59 911</b>  | <b>2 954</b>  | <b>65 009</b>  | <b>62 199</b>  | <b>2 810</b>  |
| Septembre      | A | 10 133         | 10 839         | -706          |           |           |            | 4 167         | 2 660         | 1 507         | 14 300             | 13 499         | 801           | 14 744         | 13 862         | 882           |
|                | D | 12 607         | 13 216         | -609          |           |           |            | 4 837         | 2 993         | 1 844         | 17 444             | 16 209         | 1 235         | 18 016         | 16 750         | 1 266         |
| <b>TOTAL</b>   |   | <b>22 740</b>  | <b>24 055</b>  | <b>-1 315</b> |           |           |            | <b>9 004</b>  | <b>5 653</b>  | <b>3 351</b>  | <b>31 744</b>      | <b>29 708</b>  | <b>2 036</b>  | <b>32 760</b>  | <b>30 612</b>  | <b>2 148</b>  |
| Octobre        | A | 7 311          | 6 738          | 573           | 2         |           | 2          | 1 388         | 890           | 498           | 8 701              | 7 628          | 1 073         | 9 174          | 7 920          | 1 254         |
|                | D | 8 202          | 7 414          | 788           | 3         |           | 3          | 2 193         | 1 275         | 918           | 10 398             | 8 689          | 1 709         | 11 603         | 9 068          | 2 535         |
| <b>TOTAL</b>   |   | <b>15 513</b>  | <b>14 152</b>  | <b>1 361</b>  | <b>5</b>  |           | <b>5</b>   | <b>3 581</b>  | <b>2 165</b>  | <b>1 416</b>  | <b>19 099</b>      | <b>16 317</b>  | <b>2 782</b>  | <b>20 777</b>  | <b>16 988</b>  | <b>3 789</b>  |
| Novembre       | A | 3 795          | 3 066          | 729           |           |           |            | 9             |               | 9             | 3 804              | 3 066          | 738           | 3 861          | 3 162          | 699           |
|                | D | 5 046          | 4 734          | 312           |           |           |            | 4             | 11            | -7            | 5 050              | 4 745          | 305           | 5 107          | 4 872          | 235           |
| <b>TOTAL</b>   |   | <b>8 841</b>   | <b>7 800</b>   | <b>1 041</b>  |           |           |            | <b>13</b>     | <b>11</b>     | <b>2</b>      | <b>8 854</b>       | <b>7 811</b>   | <b>1 043</b>  | <b>8 968</b>   | <b>8 034</b>   | <b>934</b>    |
| <b>ARRIVÉE</b> |   | <b>113 094</b> | <b>113 521</b> | <b>-427</b>   | <b>20</b> | <b>19</b> | <b>1</b>   | <b>25 943</b> | <b>20 122</b> | <b>5 821</b>  | <b>139 057</b>     | <b>133 662</b> | <b>5 395</b>  | <b>143 935</b> | <b>138 029</b> | <b>5 906</b>  |
| <b>DÉPART</b>  |   | <b>114 103</b> | <b>114 607</b> | <b>-504</b>   | <b>21</b> | <b>4</b>  | <b>17</b>  | <b>25 175</b> | <b>19 535</b> | <b>5 640</b>  | <b>139 299</b>     | <b>134 146</b> | <b>5 153</b>  | <b>149 578</b> | <b>141 927</b> | <b>7 651</b>  |
| <b>TOTAL</b>   |   | <b>227 197</b> | <b>228 128</b> | <b>-931</b>   | <b>41</b> | <b>23</b> | <b>18</b>  | <b>51 118</b> | <b>39 657</b> | <b>11 461</b> | <b>278 356</b>     | <b>267 808</b> | <b>10 548</b> | <b>293 513</b> | <b>279 956</b> | <b>13 557</b> |



## Trafic passagers par compagnies et par escales


du 01/11/2009 au 30/11/2009

|                                   |                         | ARRIVEE<br>Passager | ARRIVEE<br>Transit | DEPART<br>Passager | DEPART<br>Transit | TOTAL<br>GENERAL |              |
|-----------------------------------|-------------------------|---------------------|--------------------|--------------------|-------------------|------------------|--------------|
| AIR FRANCE                        | NAT                     | PARIS ORLY          | 976                |                    | 1 264             | 2 240            |              |
|                                   | <b>TOTAL NAT</b>        |                     | <b>976</b>         |                    | <b>1 264</b>      | <b>2 240</b>     |              |
|                                   | <b>TOTAL COMPAGNIE</b>  |                     | <b>976</b>         |                    | <b>1 264</b>      | <b>2 240</b>     |              |
| AIR GLACIERS                      | EUROPE                  | SION                |                    |                    | 3                 | 3                |              |
|                                   | <b>TOTAL EUROPE</b>     |                     |                    |                    | <b>3</b>          | <b>3</b>         |              |
|                                   | <b>TOTAL COMPAGNIE</b>  |                     |                    |                    | <b>3</b>          | <b>3</b>         |              |
| COMPAGNIE CORSE<br>MEDITERRANEE   | NAT                     | BASTIA              |                    | 107                |                   | 107              |              |
|                                   |                         | FIGARI              |                    | 40                 |                   | 40               |              |
|                                   |                         | MARSEILLE           | 1 271              |                    | 1 658             | 93               | 3 022        |
|                                   |                         | NICE                | 627                |                    | 761               | 54               | 1 442        |
|                                   |                         | PARIS ORLY          | 768                |                    | 1 360             |                  | 2 128        |
|                                   | <b>TOTAL NAT</b>        |                     | <b>2 666</b>       | <b>147</b>         | <b>3 779</b>      | <b>147</b>       | <b>6 739</b> |
| <b>TOTAL COMPAGNIE</b>            |                         | <b>2 666</b>        | <b>147</b>         | <b>3 779</b>       | <b>147</b>        | <b>6 739</b>     |              |
| DIVERS ETRANGERS                  | EUROPE                  | MILAN LINATE        | 1                  |                    | 1                 | 2                |              |
|                                   |                         | SION                | 6                  |                    |                   | 6                |              |
|                                   |                         | VENISE              | 2                  |                    |                   | 2                |              |
|                                   | <b>TOTAL EUROPE</b>     |                     | <b>9</b>           |                    | <b>1</b>          |                  | <b>10</b>    |
|                                   | NAT                     | MELUN               | 6                  |                    |                   |                  | 6            |
|                                   |                         | PARIS CDG           |                    |                    | 1                 |                  | 1            |
|                                   |                         | PARIS LBG           |                    |                    | 2                 |                  | 2            |
|                                   | <b>TOTAL NAT</b>        |                     | <b>6</b>           |                    | <b>3</b>          |                  | <b>9</b>     |
|                                   | <b>TOTAL COMPAGNIE</b>  |                     | <b>15</b>          |                    | <b>4</b>          |                  | <b>19</b>    |
|                                   | <b>TOTAL COMMERCIAL</b> |                     | <b>3 657</b>       | <b>147</b>         | <b>5 050</b>      | <b>147</b>       | <b>9 001</b> |
| AVIATION LEGERE<br>ARMEE DE TERRE | NAT                     | LE LUC/CANNET       |                    |                    | 2                 | 2                |              |
|                                   |                         | TOULOUSE            | 2                  |                    | 2                 | 4                |              |
|                                   |                         | VILLACOUBLAY        | 2                  |                    |                   | 2                |              |
|                                   | <b>TOTAL NAT</b>        |                     | <b>4</b>           |                    | <b>4</b>          |                  | <b>8</b>     |
| <b>TOTAL COMPAGNIE</b>            |                         | <b>4</b>            |                    | <b>4</b>           |                   | <b>8</b>         |              |
| COTAM                             | NAT                     | MONT DE MARSAN      | 10                 |                    |                   | 10               |              |
|                                   |                         | VILLACOUBLAY        |                    |                    | 10                | 10               |              |
|                                   | <b>TOTAL NAT</b>        |                     | <b>10</b>          |                    | <b>10</b>         |                  | <b>20</b>    |

|                          |                             | ARRIVEE<br>Passager | ARRIVEE<br>Transit | DEPART<br>Passager | DEPART<br>Transit | TOTAL<br>GENERAL |
|--------------------------|-----------------------------|---------------------|--------------------|--------------------|-------------------|------------------|
| <b>TOTAL COMPAGNIE</b>   |                             | <b>10</b>           |                    | <b>10</b>          |                   | <b>20</b>        |
| PRIVES<br>INTERNATIONAUX | EUROPE ESCALE INT           | 18                  |                    | 18                 |                   | 36               |
|                          | <b>TOTAL EUROPE</b>         | <b>18</b>           |                    | <b>18</b>          |                   | <b>36</b>        |
|                          | <b>TOTAL COMPAGNIE</b>      | <b>18</b>           |                    | <b>18</b>          |                   | <b>36</b>        |
| PRIVES NATIONAUX         | NAT ESCALE NAT              | 25                  |                    | 25                 |                   | 50               |
|                          | <b>TOTAL NAT</b>            | <b>25</b>           |                    | <b>25</b>          |                   | <b>50</b>        |
|                          | <b>TOTAL COMPAGNIE</b>      | <b>25</b>           |                    | <b>25</b>          |                   | <b>50</b>        |
|                          | <b>TOTAL NON COMMERCIAL</b> | <b>57</b>           |                    | <b>57</b>          |                   | <b>114</b>       |
| <b>TOTAL GENERAL</b>     |                             | <b>3 714</b>        | <b>147</b>         | <b>5 107</b>       | <b>147</b>        | <b>9 115</b>     |



# AEROPORT INTERNATIONAL DE CALVI-SAINTE CATHERINE




## Passagers Commerciaux par ville

Du 01/11/2009 au 30/11/2009

|                             | ARRIVEE      | ARRIVEE    | DEPART       | DEPART     | TOTAL<br>GENERAL |
|-----------------------------|--------------|------------|--------------|------------|------------------|
|                             | Passager     | Transit    | Passager     | Transit    |                  |
| BASTIA                      |              | 107        |              |            | 107              |
| FIGARI                      |              | 40         |              |            | 40               |
| MARSEILLE                   | 1 271        |            | 1 658        | 93         | 3 022            |
| MELUN                       | 6            |            |              |            | 6                |
| NICE                        | 627          |            | 761          | 54         | 1 442            |
| PARIS CDG                   |              |            | 1            |            | 1                |
| PARIS LBG                   |              |            | 2            |            | 2                |
| PARIS ORLY                  | 1 744        |            | 2 624        |            | 4 368            |
| <b>NATIONAL</b>             | <b>3 648</b> | <b>147</b> | <b>5 046</b> | <b>147</b> | <b>8 988</b>     |
| MILAN LINATE                | 1            |            | 1            |            | 2                |
| SION                        | 6            |            | 3            |            | 9                |
| VENISE                      | 2            |            |              |            | 2                |
| <b>EUROPEEN</b>             | <b>9</b>     |            | <b>4</b>     |            | <b>13</b>        |
| <b>TOTAL<br/>COMMERCIAL</b> | <b>3 657</b> | <b>147</b> | <b>5 050</b> | <b>147</b> | <b>9 001</b>     |



## AEROPORT INTERNATIONAL DE CALVI-SAINTE CATHERINE



### Passagers non Commerciaux par ville

Du 01/11/2009 au 30/11/2009

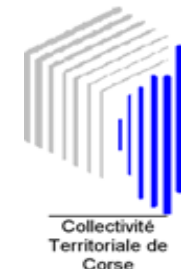
|                       |                   | ARRIVEE   | DEPART    | TOTAL     |
|-----------------------|-------------------|-----------|-----------|-----------|
|                       |                   | Passager  | Passager  | GENERAL   |
| MILITAIRES            | NATIONAL          | 14        | 14        | 28        |
| <b>TOTAL</b>          | <b>MILITAIRES</b> | <b>14</b> | <b>14</b> | <b>28</b> |
| PRIVES                | EUROPEEN          | 18        | 18        | 36        |
|                       | NATIONAL          | 25        | 25        | 50        |
| <b>TOTAL</b>          | <b>PRIVES</b>     | <b>43</b> | <b>43</b> | <b>86</b> |
| TOTAL NON COMMERCIAUX | GENERAL           | 57        | 57        | 114       |

### COMMERCIAUX ET NON COMMERCIAUX

|                      | ARRIVEE      | ARRIVEE    | DEPART       | DEPART     | TOTAL        |
|----------------------|--------------|------------|--------------|------------|--------------|
|                      | Passager     | Transit    | Passager     | Transit    | GENERAL      |
| COMMERCIAUX          | 3 657        | 147        | 5 050        | 147        | 9 001        |
| NON COMMERCIAUX      | 57           |            | 57           |            | 114          |
| <b>TOTAL GENERAL</b> | <b>3 714</b> | <b>147</b> | <b>5 107</b> | <b>147</b> | <b>9 115</b> |



# AEROPORT INTERNATIONAL DE CALVI-SAINTE CATHERINE



## TRAFIC MOUVEMENTS D'AVIONS

novembre 2009

|               | TRAFIC REGULIER |            |                | TRAFIC NON REGULIER |          |                 | TOTAL TRAFIC COMMERCIAL |            |               |
|---------------|-----------------|------------|----------------|---------------------|----------|-----------------|-------------------------|------------|---------------|
|               | 2009            | 2008       | Variation      | 2009                | 2008     | Variation       | 2009                    | 2008       | Variation     |
| National      | 185             | 186        | -0,54 %        | 15                  | 5        | 200,00 %        | 200                     | 191        | 4,71 %        |
| International | 0               | 0          |                | 2                   | 0        |                 | 2                       | 0          |               |
| Européen      | 0               | 0          |                | 6                   | 3        | 100,00 %        | 6                       | 3          | 100,00 %      |
| <b>Total</b>  | <b>185</b>      | <b>186</b> | <b>-0,54 %</b> | <b>23</b>           | <b>8</b> | <b>187,50 %</b> | <b>208</b>              | <b>194</b> | <b>7,22 %</b> |

Cumul

|               | 2009         | 2008         | Variation     | 2009         | 2008         | Variation       | 2009         | 2008         | Variation      |
|---------------|--------------|--------------|---------------|--------------|--------------|-----------------|--------------|--------------|----------------|
| National      | 3 424        | 3 395        | 0,85 %        | 307          | 275          | 11,64 %         | 3 731        | 3 670        | 1,66 %         |
| International | 0            | 0            |               | 19           | 16           | 18,75 %         | 19           | 16           | 18,75 %        |
| Européen      | 164          | 89           | 84,27 %       | 728          | 927          | -21,47 %        | 892          | 1 016        | -12,20 %       |
| <b>Total</b>  | <b>3 588</b> | <b>3 484</b> | <b>2,99 %</b> | <b>1 054</b> | <b>1 218</b> | <b>-13,46 %</b> | <b>4 642</b> | <b>4 702</b> | <b>-1,28 %</b> |

### Principales Compagnies (Trafic Régulier)

novembre 2009

|              | 2009 | 2008 | Variation |
|--------------|------|------|-----------|
| CCM Airlines | 161  | 160  | 0,63 %    |
| Air France   | 24   | 26   | -7,69 %   |

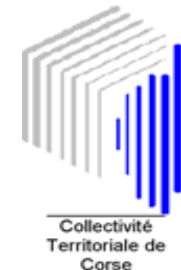
### Principales Compagnies

Cumul

|              | 2009  | 2008  | Variation |
|--------------|-------|-------|-----------|
| CCM Airlines | 2 514 | 2 580 | -2,56 %   |
| Air France   | 846   | 880   | -3,86 %   |



# AEROPORT INTERNATIONAL DE CALVI-SAINTE CATHERINE



## TRAFIC FRET (en tonnes)

### TRAFIC FRET

novembre 2009

|                      | 2009         | 2008         | %              |
|----------------------|--------------|--------------|----------------|
| <b>National</b>      | 0,364        | 0,304        | <b>19,74 %</b> |
| <b>International</b> | 0,000        | 0,000        |                |
| <b>Européen</b>      | 0,000        | 0,000        |                |
| <b>Total</b>         | <b>0,364</b> | <b>0,304</b> | <b>19,74 %</b> |

Cumul

|                      | 2009          | 2008          | %             |
|----------------------|---------------|---------------|---------------|
| <b>National</b>      | 12,357        | 11,749        | <b>5,17 %</b> |
| <b>International</b> | 0,000         | 0,000         |               |
| <b>Européen</b>      | 0,000         | 0,000         |               |
| <b>Total</b>         | <b>12,357</b> | <b>11,749</b> | <b>5,17 %</b> |